

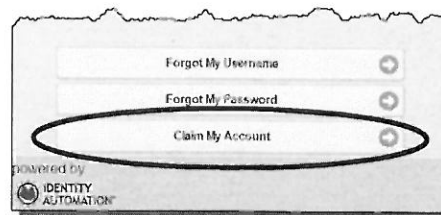


Beginning July 6, 2015, access to Home Base applications will be replaced by a single sign-on process offered through NCEdCloud. Applications affected include:

- Canvas
- PowerSchool
- SchoolNet

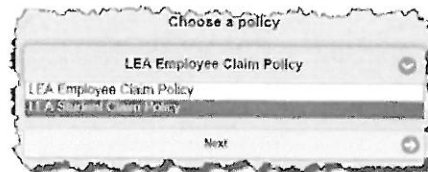
Claim Your NCEdCloud (IAM) Account

1. Using Google Chrome or Firefox, visit <http://my.ncedcloud.org> .



2. Click **Claim My Account**.

3. Select **LEA Student Claim Policy**.

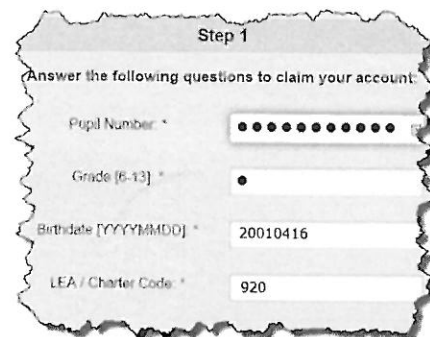


4. Click **Next**.


5. Enter the required information.

Note:

- **Pupil Number** is your **Student ID** number assigned from PowerSchool.
- **Grade [6-13]** – Enter student grade for the 2015/16 school year. If account is claimed before July 6th, use the 2014/15 grade level.
- Follow the required format for Birthdate.
- LEA/Charter Code is 920.



6. Click **I'm not a robot**.



Note:

- If prompted, follow the instructions on the next page that appears (e.g., Select all images with salad.) and click **Verify**.

7. Click **Next**.
8. Create a **new password** and verify.

Note:

- You must type your password once on each line to ensure your passwords match.

Passwords must

- Be between 8 and 16 characters long
- Contain at least one uppercase character
- Contain at least one lowercase character
- Contain at least one numeric digit



9. Click **Next**.
10. Answer **at least 5** of the security questions.

Note:

- These questions will be used in the event you forget your password.



11. Click **Next**.
 - A confirmation page is displayed.
12. **Print** the confirmation page and **save** it in a secure location.
13. Close the window. You may now log into the NCEdCloud system by visiting <http://my.ncedcloud.org>.

If additional assistance is needed, let your teacher know so assistance can be provided.

Reminder - Beginning July 6, 2015:

- Visit <http://my.ncedcloud.org> to log into Canvas, PowerSchool, and SchoolNet.
- Use your **Student ID** and use the password you created to access the NCEdCloud single sign-on system.